

# MSD INSTALLATION INSTRUCTIONS

## MSD to GM HEI Distributor Harness PN 8875

**IMPORTANT:** Review the installation procedures of the MSD 6 Series Ignition prior to connecting the wiring harness.

This Harness is designed to simplify the installation of an MSD 6 Series Ignition Control to a GM HEI Distributor that uses a 5-pin or 7-pin module (Figure 1). Most of these distributors **DO NOT** have a vacuum advance.

**Note:** On HEI distributors with a 4-pin module, this Harness cannot be used.

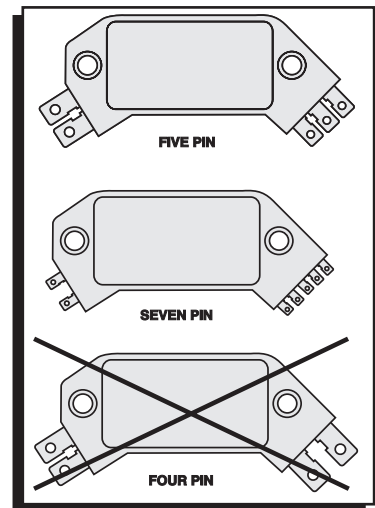


Figure 1 Different HEI Modules.

1. Disconnect the 12 volt key connector, the 3-wire connector coming out of the distributor and the Tach Connector (if applicable).
2. Connect the Pink, Black and one of the Brown wires of the Harness to the corresponding wires of the 3-wire connector coming out of the distributor.
3. Connect the Red wire of the Harness to the key connector.
4. Plug the 3-wire connector of the Harness into the distributor cap.
5. Connect the Orange, Black, Red and White wires of the Harness to the corresponding wires of the MSD Ignition Control.
6. If there was a tach wire going into the distributor cap, connect it to the other brown wire of the MSD harness. If a tach is not being used, tape and seal this connector.

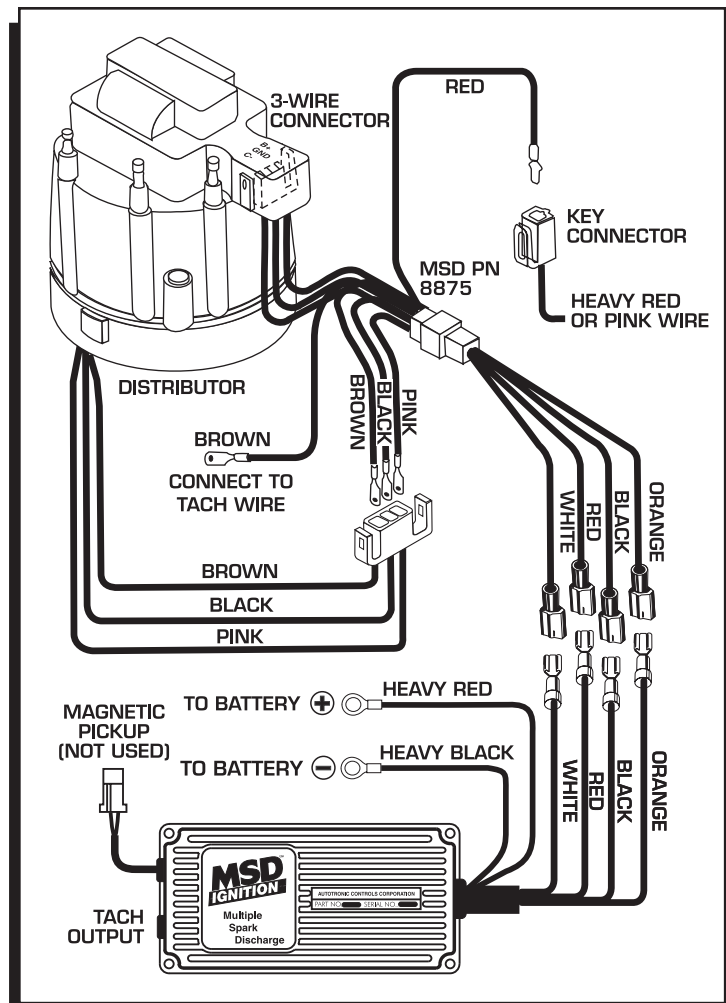


Figure 2 Wiring the PN 8875 Harness

# MSD INSTALLATION INSTRUCTIONS

In some rare applications with a 5-Pin HEI Ignition Module, the engine may run erratically or shut off on deceleration after the MSD Ignition is installed. To correct this, a diode assembly is available from MSD Customer Support. The diode assembly installs on the input end of the module on the middle terminal (Figure 3). Be sure the supplied lock washers are installed under the tab of the diode assembly.

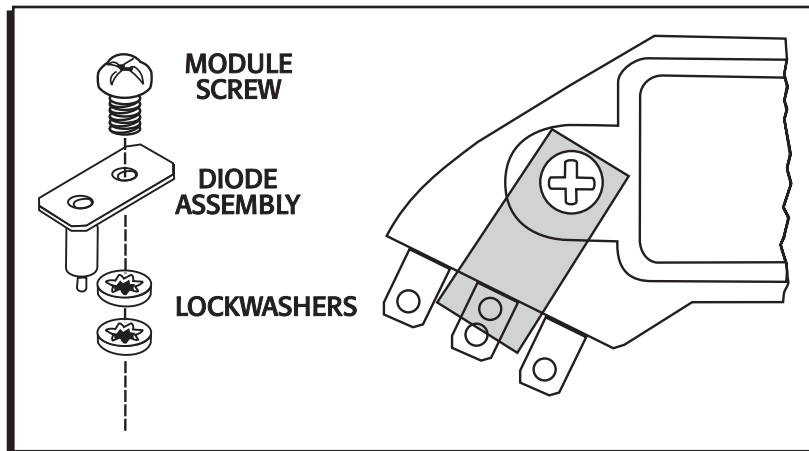


Figure 3 Installing the Diode Assembly with a 5-Pin Module.

## Service

In case of malfunction, this MSD component will be repaired free of charge according to the terms of the warranty. When returning MSD components for warranty service, **Proof of Purchase** must be supplied for verification. After the warranty period has expired, repair service is based on a minimum and maximum fee.

**All returns must have a Return Material Authorization (RMA) number** issued to them before being returned. To obtain an RMA number please contact MSD Customer Service at 1 (888) MSD-7859 or visit our website at [www.msdpower.com/rma](http://www.msdpower.com/rma) to automatically obtain a number and shipping information.

When returning the unit for repair, leave all wires at the length in which you have them installed. Be sure to include a detailed account of any problems experienced, and what components and accessories are installed on the vehicle. The repaired unit will be returned as soon as possible using Ground shipping methods (ground shipping is covered by warranty). For more information, call MSD at (915) 855-7123. MSD technicians are available from 7:00 a.m. to 5:00 p.m. Monday - Friday (mountain time).

## Limited Warranty

MSD warrants this product to be free from defects in material and workmanship under its intended normal use\*, when properly installed and purchased from an authorized MSD dealer, for a period of one year from the date of the original purchase. This warranty is void for any products purchased through auction websites. If found to be defective as mentioned above, it will be repaired or replaced at the option of MSD. Any item that is covered under this warranty will be returned free of charge using Ground shipping methods.

This shall constitute the sole remedy of the purchaser and the sole liability of MSD. To the extent permitted by law, the foregoing is exclusive and in lieu of all other warranties or representation whether expressed or implied, including any implied warranty of merchantability or fitness. In no event shall MSD or its suppliers be liable for special or consequential damages.

\*Intended normal use means that this item is being used as was originally intended and for the original application as sold by MSD. Any modifications to this item or if it is used on an application other than what MSD markets the product, the warranty will be void. It is the sole responsibility of the customer to determine that this item will work for the application they are intending. MSD will accept no liability for custom applications.