

1. Remove the old cover and tether by pulling it over and off of the terminal. (Illustration 1)
2. Install new cover and tether assembly over the terminal in the orientation shown. (Illustration 2)
3. You may need to start the tether partially around the brass terminal, and then pry on the remaining way with a small screw driver. (Illustration 3)
4. Thread the cover onto the terminal thread and then squeeze the tether together at the bend to fold it in half. (Illustration 4)




Illustration 1




Illustration 2



Illustration 3




Illustration 4